

# CMS8451A



Product Family Coffee machine  
 Type Automatic  
 Category 45 cm compact



## Aesthetics




Aesthetic Colour	Coloniale Anthracite	Components finishing Logo	Antique brass Silk screen
------------------	----------------------	---------------------------	---------------------------








## Controls



Display	White LCD on black background (2 lines)	Control knobs	Colonial
No. of display languages	13	Controls colour	Old Brass
Display languages	IT, GB, FR, NL, SP, PT, SWE, RU, DE, CZ, DK, GR, PL	No. of buttons	8
Type of control setting	Control knobs / buttons	Button colour	Brass effect
No. of controls	2	Other controls included	Cortina - Anthracite/Old brass

## Programme / Functions

N° drinks	4
Coffee function (single)	
Coffee function (double)	
Pre-heat infuser function	Yes
Automatic Cappuccino maker with separate tank for milk	Yes
Hot water function: for Tea or other drinks	

Ground coffee option	
Adjustable coffee intensity	
Variable coffee length	
Adjustable cappuccino foam	
Programmed automatic switch-on	
Automatic rinsing	
Automatic descaling	
Variable coffee temperature	2 levels
Adjustable coffee grinder	Yes
Water hardness	Yes
Lack of water signal	Yes
Child lock	Yes

## Technical Features



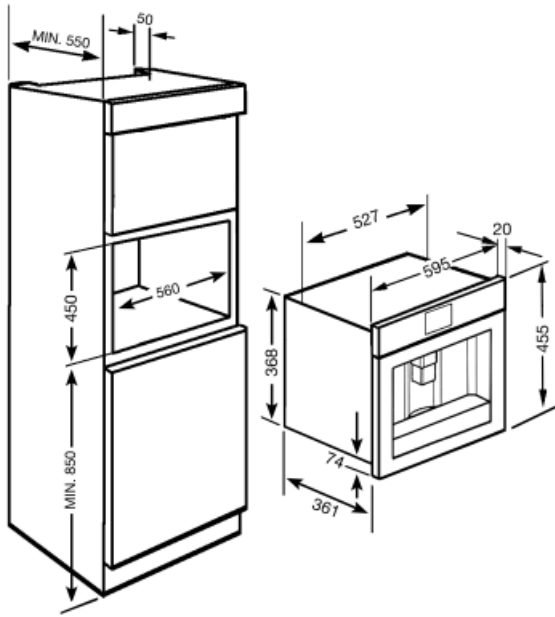
Coffee granules compartment	Yes	Grinder	Semiprofessional stainless steel conical grinder
Ground coffee compartment	Yes	Pump pressure	15 bar
Removable water container	Yes	Water container capacity	2.50 l
Used coffee waste container	Yes (14 single, 7 double)	Coffee granule container capacity	220 g
Height-adjustable coffee spout	Yes	Light Type	LED
Steam dispenser	Yes	Lights	2
Drip tray	Yes	Installation	On telescopic guides with soft closing
Removable milk jug	Yes		

## Electrical Connection

Plug	(F;E) Schuko	Voltage (V)	220-240 V
Nominal power	1350 W	Frequency (Hz)	50-60 Hz
Current	5,6 A	Power supply cable length	180 cm

## Logistic Information

Width (mm)	595 mm	Height (mm)	455 mm
Depth (mm)	380 mm		



---

















## Not included accessories

---

**KITCABLE90UK**

Cable with IEC connector and UK plug

## Symbols glossary (TT)

 <p>Rinsing: There is an automatic rinsing with hot water when the coffee machine is switched on.</p>	 <p>Automatic switch on: It is possible to program automatic switch on of the machine to make it ready for use by the required time.</p>
 <p>Semiprofessional steamer with a dedicated heating element to manage the steam outlet. Suitable for recipes such as hot chocolate, punch, bombardino, vin brulé.</p>	 <p>Types of coffee: You can prepare the following types of coffee: Ristretto-Corto (small portion) / Normale (medium portion) / Lungo (large portion)</p>
 <p>Types of coffee: You can prepare the following types of coffee: Ristretto-Corto (small portion) / Normale (medium portion) / Lungo (large portion)</p>	 <p>The double coffee function makes possible to prepare two espresso at the same time with just one infusion cycle.</p>
 <p>Coffee beans: You can use coffee beans in the coffee machine with the possibility to adjust the coarseness of grind.</p>	 <p>Descaling function: Is essential to remove excess deposits of limestone in the tank and allow the proper operation of the product. The need to perform this operation is signaled by the product itself.</p>
 <p>LCD display: to optimize performance and simplify the use of the appliance.</p>	 <p>Conical stainless steel coffee grinder.</p>
 <p>Ground coffee: You can use ground coffee or coffee beans in the coffee machine with the possibility to adjust the coarseness of grind.</p>	 <p>Compact appliances with a height of 45 cm - perfect solution to meet the functional requirements of kitchen sets of small height. Available in several types and in different styles.</p>
 <p>Hot water: Coffee machine can make hot water for tea or other hot drinks</p>	 <p>5 levels adjustable coffee intensity. This function makes possible to adjust the quantity of beans grounded in any infusion cycle.</p>
 <p>Side lights: Two opposing side lights increase visibility inside the oven.</p>	 <p>The milk froth is adjustable through the thermal carafe knob.</p>